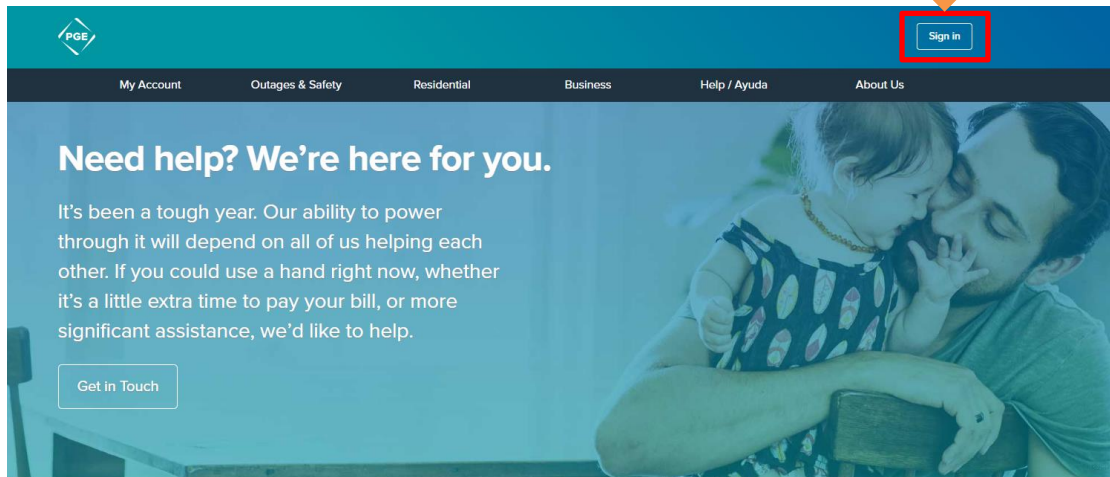
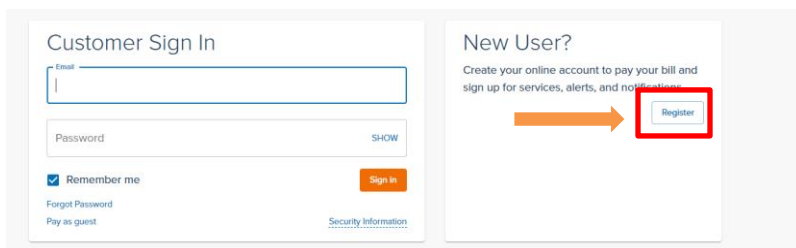


1. Click the Sign in Button on the top of the webpage.



2. Click Register.



3. Click "Business.

Create your online account

Let's get started

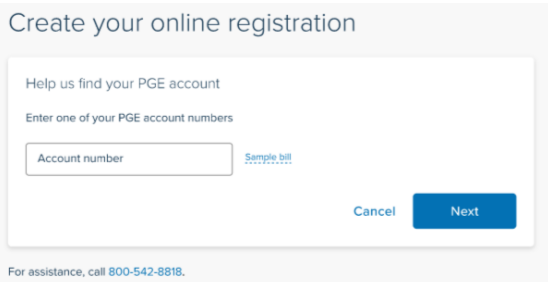
What type of account do you have?

Residential

Business



4. Enter any account number associated with your business.



If you are the first person to register the account, enter the business name exactly as it appears on your bill, and the phone number or EIN that PGE has on file (if you need assistance with this, please contact your KCM and they can assist you). Enter an email and password that you would like to use for the account.

The screenshot shows a registration form titled "Create your online registration". It is divided into two main sections. The first section, "Account information", contains a text input field for "Business name". Below this, it asks to "Identify your PGE account by providing one of the following:" with two radio button options: "Phone number" (which is selected) and "EIN number". The second section, "Create your sign in", contains an "Email address" input field and a "Password" input field with a visibility toggle icon. To the right of the password field, there are requirements: "8-16 characters long", "At least one uppercase character", "At least one lowercase character", and "At least one number".

If the account is already registered under another member of the business, you will be taken to an alternative page where you will need to register using your name and date of birth.

The screenshot shows an alternative registration form titled "Create your online registration". It is divided into two main sections. The first section, "Provide your customer information", contains four input fields: "First name", "Middle name", "Last name", and "Date of birth" (with a calendar icon). A note below the middle name field says "If not on bill, leave blank." The second section, "Create your sign in", contains an "Email address" input field and a "Password" input field with a visibility toggle icon. To the right of the password field, there are requirements: "8-16 characters long", "At least one uppercase character", "At least one lowercase character", and "At least one number".

Once you have completed registration, an email confirmation will be sent to the email you used to register.

